

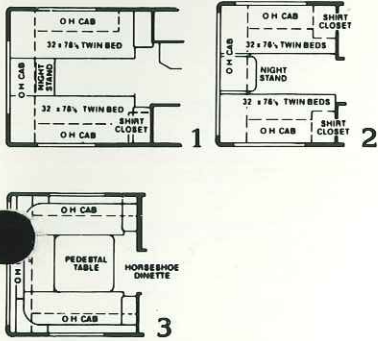


Sun Stream Hi-Rise

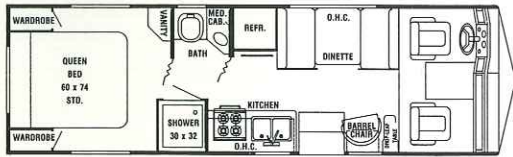
by Gulf Stream Coach

With Hi-Rise Vista View Windows and Outstanding Below-Floor Storage.

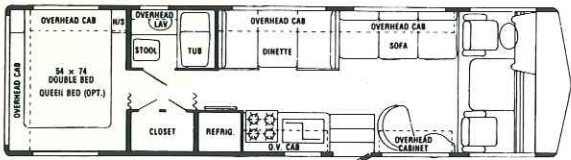
Floorplan Options - Rear



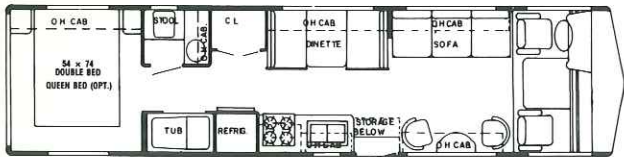
See reverse side for Standard Specifications.



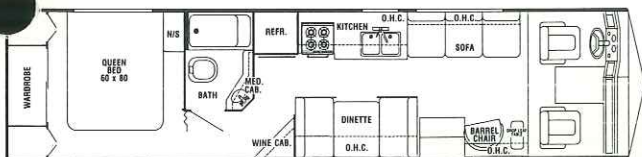
Model 8273-STHR Rear Opt.:1,3



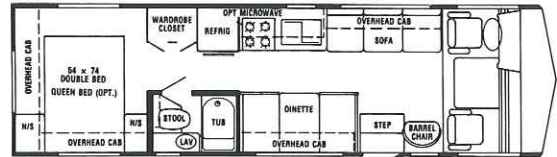
Model 8310-STHR Rear Opt.:2,3



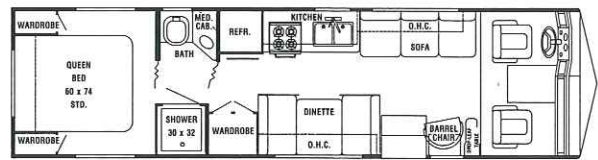
Model 8340-STHR Rear Opt.:2,3



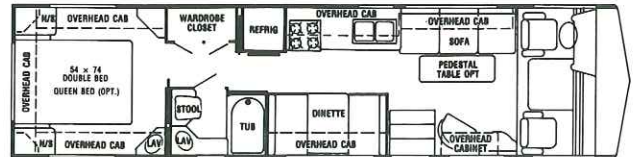
Model 8343-STHR



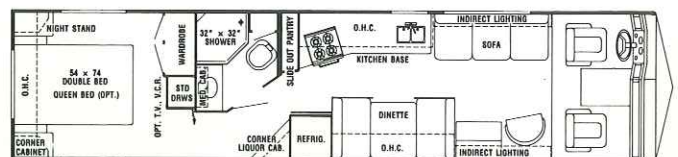
Model 8292-STHR Rear Opt.:2,3



Model 8311-STHR Rear Opt.:2,3



Model 8342-STHR Rear Opt.:1,3



Model 8361-STHR Rear Opt.:2

Sun Stream Hi-Rise

by Gulf Stream Coach

Standard Specifications

Interior and Decor

- Solid Raised-Panel Oak Cabinetry
- Natural Wood Paneling
- Wrapped Cabinet Stiles
- Metal Drawer Guides W/Nylon Rollers
- Radius Cabinet & Wall Corners
- High-Pressure Laminated, Self-Edged and Radius-Cornered Countertops
- Custom Solid Oak Dash w/Illuminated Gauges
- Windshield Privacy Drape
- Deluxe Furniture
- 3-Way Driver & Passenger Seats
- Deluxe Carpet w/Pad
- Deluxe Door & Window Drapes
- Coordinated Bedspreads & Shams
- Innerspring Mattress
- Lighted Closets
- Oak-Framed Decorator Mirror
- Decorator Clock & Barometer
- Generous Overhead Storage
- Concealed Storage at Entry

Exterior and Construction

- Heated & Fully Enclosed Holding Tanks
- Super Structure Steel Truss Type Floor System
- Tubular Steel Cage Construction (16 Gauge, 1½" x 1½")
- Laminated Floors W/Metal Underbelly
- Laminated 2" Thick Floor, Wall and Roof Construction (50% Thicker Than Most Competitors)
- R 7.5 1½" Block Foam Insulation in Floor, Walls and Roof
- Sidewalls Lag-Bolted Every 8" to Floor Structure
- Fiberglass Integrated Bumper
- One-Piece Rear Fiberglass Cap W/Continental Tire Kit
- Fully-Welded Steel Firewall
- Sealed Perimeter and Engine Compartment
- Seamless One-Piece Laminated Aluminum Roof
- Roof Lag-Bolted Every 8" to Sidewalls
- .060" Fiberglass Siding
- Panoramic Windshield
- Tinted Windshield & Windows
- Aerodynamic Exterior
- Extraordinary Exterior Storage

- Awning Rail
- Lug Wrench & Jack

Electrical Systems

- Easy Access Dual Battery System
- 12-Volt, 45-Amp Converter
- Electric Supply Cord
- Electric Overload Protection
- Generator Compartment
- Automotive-Type Color-Coded Wiring
- Pre-Wired for Stereo Speakers
- Lighted Entry Way and Isle Lights
- Directional Reading and Map Lights

Bath and Water

- Dual Holding Tanks - Approx. 100 Gal.
- Fresh Water Tank - Approx. 80 Gal.
- Demand Water System
- City Water Hook-Up
- Double Stainless Steel Sink
- Sink Covers
- Tub/Shower Combination - Most Models
- Marine Toilet
- Mirrored Oak Medicine Cabinet
- Gravity Drains on Fresh Water Lines
- Outside Fresh Water Tank Drain

Appliances

- 4-Burner Range
- Lighted Power Range Hood
- Large 2-Door, 2-Way Refrigerator
- Microwave Ready

Heating, Ventilation and Air Conditioning

- 32,000 BTU Ducted Furnace W/Electronic Ignition - Most Models
- Pre-Wired for Roof Air Conditioning

Deluxe Standard Features

- Driver's Door
- Auto Dash Air Conditioner
- Auto Cruise Control
- Roof Rack & Ladder
- Spare Tire Carrier & Cover
- Wheel Covers
- AM/FM Cassette W/4 Speakers
- Monitor Panel

- Emergency Start Switch
- Power Vent in Commode
- Converter W/Battery Charger
- Auxiliary Battery
- Generator Ready
- 85 Lb. LP Tank

Chassis

- 454 C.I.D. V-8 Engine (Standard on Model 8273; Available on all Models except 8361.)
- John Deere Chassis W/460 V-8 Ford Engine (Standard on most Models.)
- 3-Speed Automatic Transmission
- Electronic Ignition
- 4.56:1 Rear Axle Ratio
- Power Steering & Brakes
- High Capacity Automotive Heater
- Tilt Steering Wheel
- Wheel Base:
 - Model 8273 - 178"
 - Model 8292 - 178"
 - Model 8310 - 178"
 - Model 8311 - 178"
 - Model 8340 - 208"
 - Model 8342 - 208"
 - Model 8343 - 208"
 - Model 8361 - 228"
- Exterior Length: (Approx.)
 - Model 8273 - 27'
 - Model 8292 - 29'
 - Model 8310 - 31'
 - Model 8311 - 31'
 - Model 8340 - 34'
 - Model 8342 - 34'
 - Model 8343 - 34'
 - Model 8361 - 36'
- Interior Height - 6' 5"
- Coach Body Height - 10' 5"
- Exterior Width 8' 0"
- Approx. 90 Gal. Gas Tank (John Deere Chassis)
- Approx. 60 Gal. Gas Tank (GM Chassis)

For further information and available floorplan options, contact your local dealer or Gulf Stream Coach, Inc. Also ask about our Gulf Stream Classic and Classic Hi-Rise, Sun Stream, Sun Vista, Sun Sport and El Capitan Class A motorhomes, Conquest and Ultra Class C motorhomes, Conquest and Monogram vans, and Foxfire and Conquest travel trailers and fifth wheels.



Gulf Stream Coach, Inc. An affiliate of Fairmont Homes, Inc.

P.O. Box 1005 • Nappanee, Indiana 46550

Gulf Stream Coach, Inc. reserves the right to make changes in prices, colors, materials, components and specifications and to discontinue models at any time without notice or obligation. Gulf Stream

Coach, Inc assumes no responsibility for any error in type or print reproduction of specifications or floorplans in this brochure.

See reverse side for Floorplans