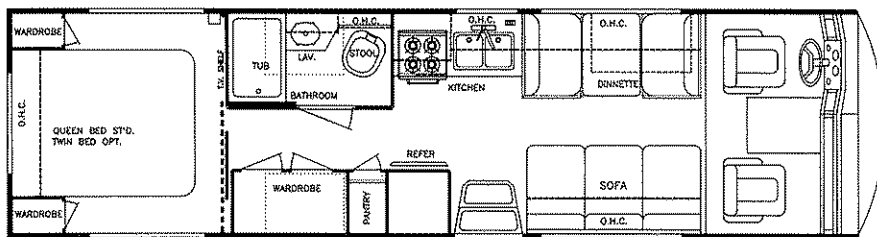




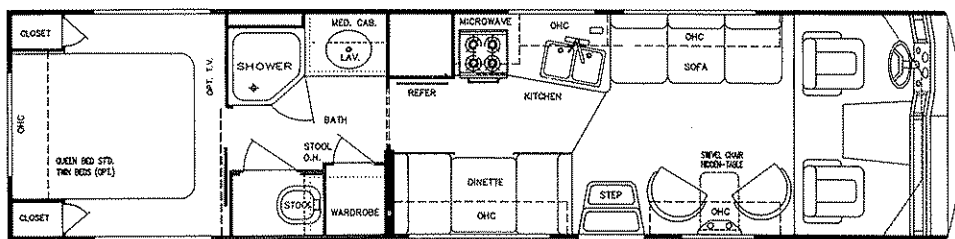
Crown Regis

BY GULF STREAM

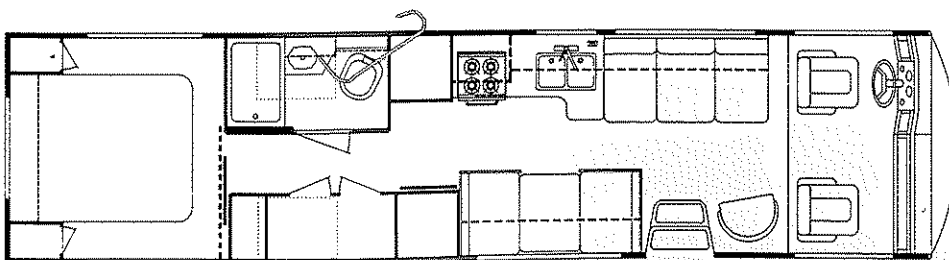


Model 8305

1992



Model 8347



Model 8348 (Diesel Pusher)

Crown Regis

BY GULF STREAM

Standard Specifications

Interior and Decor

- Solid, Raised-Panel Mortise & Tennon Maple Cabinet Doors
- Solid Surface Granite-Style Kitchen Countertop
- Custom Padded Dash w/Illuminated Gauges
- Windshield Privacy Drape
- Deluxe Furniture
- Metal Drawer Guides w/Nylon Rollers
- 3-Way Driver & Passenger Seats
- Deluxe Carpet w/Pad
- Deluxe Window Drapes
- Coordinated Bedspreads & Shams
- Linoleum in Kitchen
- Generous Overhead Storage
- "Soft-Touch" Carpeted Ceiling

Electrical Systems

- Easy-Access Dual Battery System
- 12-Volt, 45 Amp Converter With Battery Charger
- Electric Overload Protection
- Electric Supply Cord
- Generator-Ready Compartment
- Automotive-Type, Color-Coded Wiring
- Emergency Starter Switch (Except Diesel)

Bath and Water

- Dual Holding Tanks-Approx. 50 Gal.
- Fresh Water Tank- Approx. 54 Gal.
- Demand Water System
- City Water Hook-Up
- Double Stainless Steel Sink
- Marine Toilet
- Gravity Drains on Fresh Water Lines

Chassis (8305 & 8347)

- 454 CID V-8 Engine
- 4-Speed Automatic Transmission
- Electronic Ignition
- Power Steering & Brakes
- High Capacity Automotive Heater
- Tilt Steering Wheel
- Wheel Base:
 - Model 8330 - 190"
 - Model 8347 - 208"
- Exterior Length:
 - Model 8330 - 29'
 - Model 8347 - 34'
- Interior Height (Approx.) - 6' 6"
- Exterior Width (Approx.) - 8'
- Fuel Tank Approx. 85 Gal.
- 4.56 : 1 Rear Axle Ratio

Appliances

- Deluxe 4-Burner Range W/Oven
- Monitor Panel in Power Range Hood
- Double-Door, 2-Way Refrigerator
- Microwave Oven

Chassis (8348)

- Oshkosh X-Line, 18,000 lb. GVWR Chassis w/Cummins 6BT 5.9, 190 HP @ 2500 RPM, Turbo-Charged Rear Mounted Diesel Engine
- Allison AT-542 4-Speed Automatic Transmission
- Hydraulic 14.75" Dia. Front & Rear Disc Brakes w/Electric Back-Up Pump and Hydraulic - Release Parking Brakes
- Fuel Tank Approx. 90 Gal.
- 3.33:1 Rear Axle Ratio
- Exterior Length - 34'
- Wheel Base - 228"

Deluxe Standard Features

- Driver's Door W/Power Window
- Auto Dash Air Conditioner
- Auto Cruise Control
- AM/FM Cassette w/4 Speakers
- Pleated Window Shades
- Stainless Steel Wheel Inserts
- Signal Tracker TV Antenna
- Radial Tires & Radial Spare
- Deluxe Exterior Mirrors
- Carpeted Storage Bins
- Rally Hook-Up
- LP Gas Leak Detector
- Wired for VCR
- Deluxe Pedal Stool W/Sprayer
- Sky Dome in Shower
- Driver & Passenger Floor Mats
- 85 lb. LP Tank

Exterior and Construction

- 1- 1/2" Steel Cage Construction
- Laminated Fiberglass Exterior
- Rubber Roof
- Integrated Fiberglass Skirts and Compartment Doors
- Laminated Floors w/Metal Underbelly
- Fully-Welded Steel Firewall
- Sealed Perimeter & Engine Compartment
- Tinted Windshield & Windows
- Outstanding Exterior Storage
- Awning Rail
- Lug Wrench & Jack

Heating, Ventilation, and Air Cond.

- 35,000 BTU In-Floor Ducted Furnace w/Electronic Ignition
- Pre-Wired for Roof Air Conditioning
- 6 Gal. Electric Ignition Water Heater

For further information and available floorplan options, contact your local dealer or Gulf Stream Coach, Inc. Also ask about our other Class A motorhomes, Class C motorhomes, travel trailers, fifth wheels and van conversions. Gulf Stream Coach, Inc. reserves the right to make changes in prices, colors, materials, components, and specifications and to discontinue models at any time without notice or obligation. Gulf Stream Coach, Inc. assumes no responsibility for any error in type or print reproduction of specifications or floorplans in this brochure. PGG RR 10M 4/92



Gulf Stream Coach, Inc.

P.O. Box 1005 • Nappanee, IN 46550

Your Dealer